


Elsevier Publishing Campus | Publishing Connect


# How to write a scientific manuscript and get it published

Katie Eve, Publisher *International Journal of Marine Energy* (IJOME)  
EWTEC-2015, Nantes, France




Elsevier Publishing Campus | Publishing Connect

# Outline




## What will we cover?

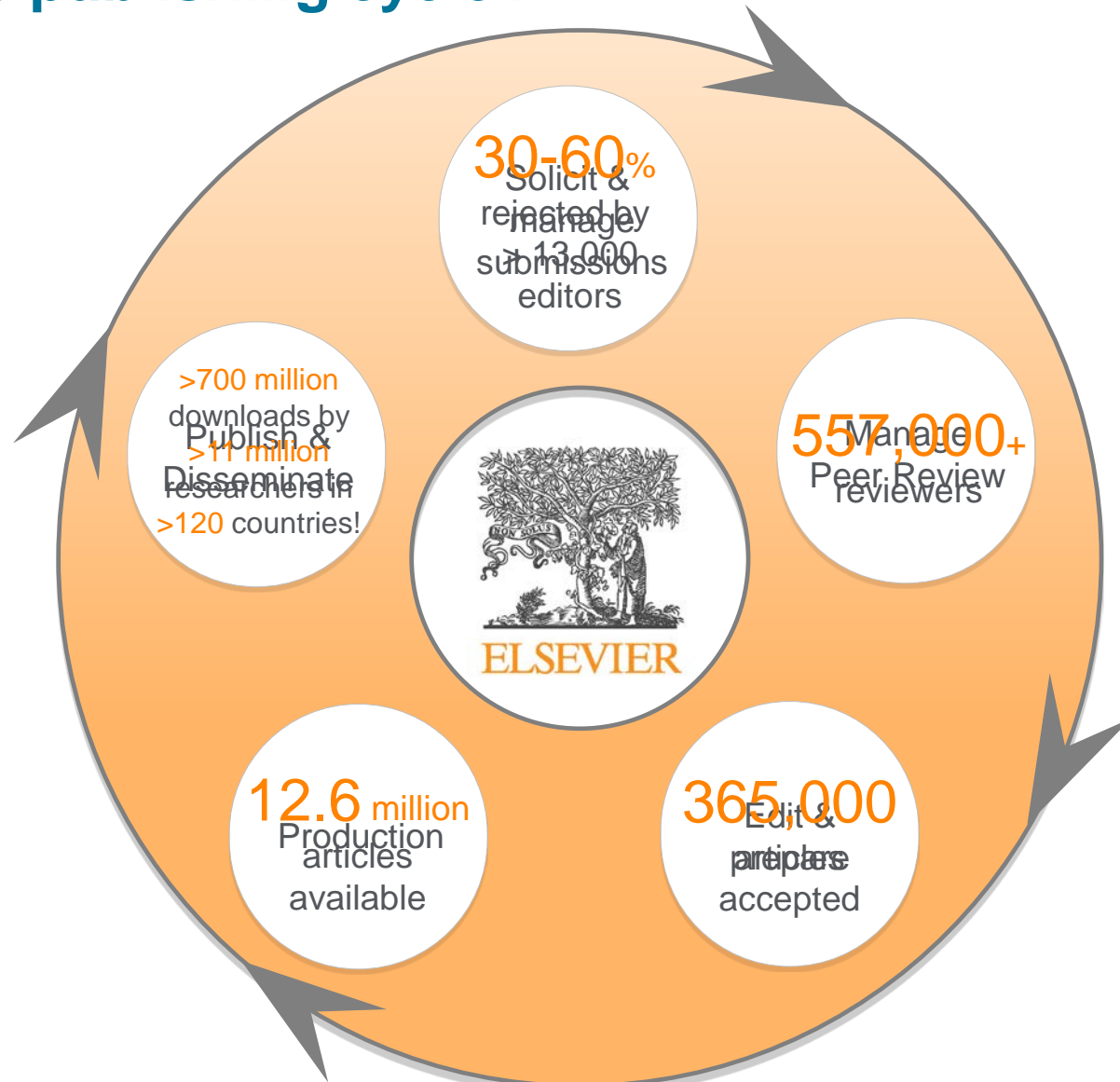
- 
- Setting the scene
  - Before writing your paper
  - Structuring and writing your article
  - English language
  - Submitting your paper
  - The review process
  - Ethics
  - Promoting your research

Elsevier Publishing Campus | Publishing Connect

## Setting the scene




# What is the publishing cycle?

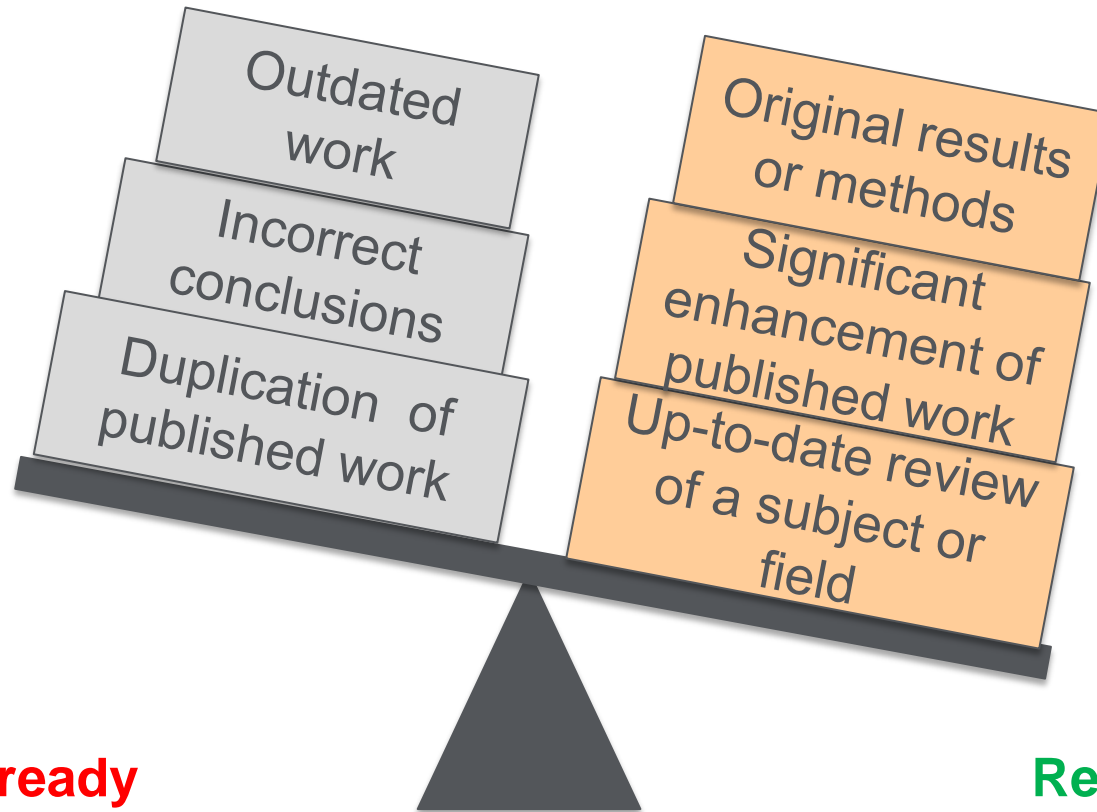


Elsevier Publishing Campus | Publishing Connect

## Before writing your paper




## Am I ready to publish?



**Not ready**  
Work has no scientific interest

**Ready**  
Work advances the field

## What makes a strong manuscript?



- Clear and useful message
- A logical manner
- Readers grasp the research

Editors, reviewers and readers all want to receive well presented manuscripts that fit within the aims and scope of their journal.



# What article type should I choose?



## Full articles

- Substantial, complete and comprehensive pieces of research  
*Is my message sufficient for a full article?*



## Letters or short communications

- Quick and early communications  
*Are my results so thrilling that they should be shown as soon as possible?*



## Review papers

- Summaries of recent developments on a specific top
- Often submitted by invitation

## How do I choose the right journal?

- Aim to reach the intended audience for your work
- Choose only one journal, as simultaneous submissions are prohibited
- Supervisor and colleagues can provide good suggestions
- Shortlist a handful of candidate journals, and investigate them:
  - ? Aims & Scope
  - ? Accepted types of articles
  - ? Readership
  - ? Peer review process (single blind, double blind, open)
  - ? Speed of publication
  - ? Subscription versus Open Access

# Are there any tools available to help me find the right journal?

ELSEVIER

Type here to search on Elsevier.com



Advanced search

Follow us:



Help &amp; Contact

Journals &amp; books

Solutions

Authors, editors &amp; reviewers

About Elsevier

Community

Store

## For Authors

Journal authors' home

Author Rights

Ethics

Agreements

Open access

Author services

Authors' Update

Early career researchers

Book authors' home

Sharing your article

Journal and article metrics

Promote your article

## Elsevier for authors

### How to publish in an Elsevier journal

Every year, we accept and publish more than 250,000 journal articles. Publishing in an Elsevier journal starts with finding the right journal for your paper. If you already know which journal, you can enter the title directly in the search box below. Alternatively, click on the 'Start matching' button to find a suitable journal based on the abstract of your article.

Publishing  
process

Find a journal

Prepare your  
paper

Submit paper

Check status

#### Match your abstract to a journal

Start matching

or

#### Search for a journal by name

Search for a Journal



#### The Elsevier publishing process step by step

##### 1. Find the right journal

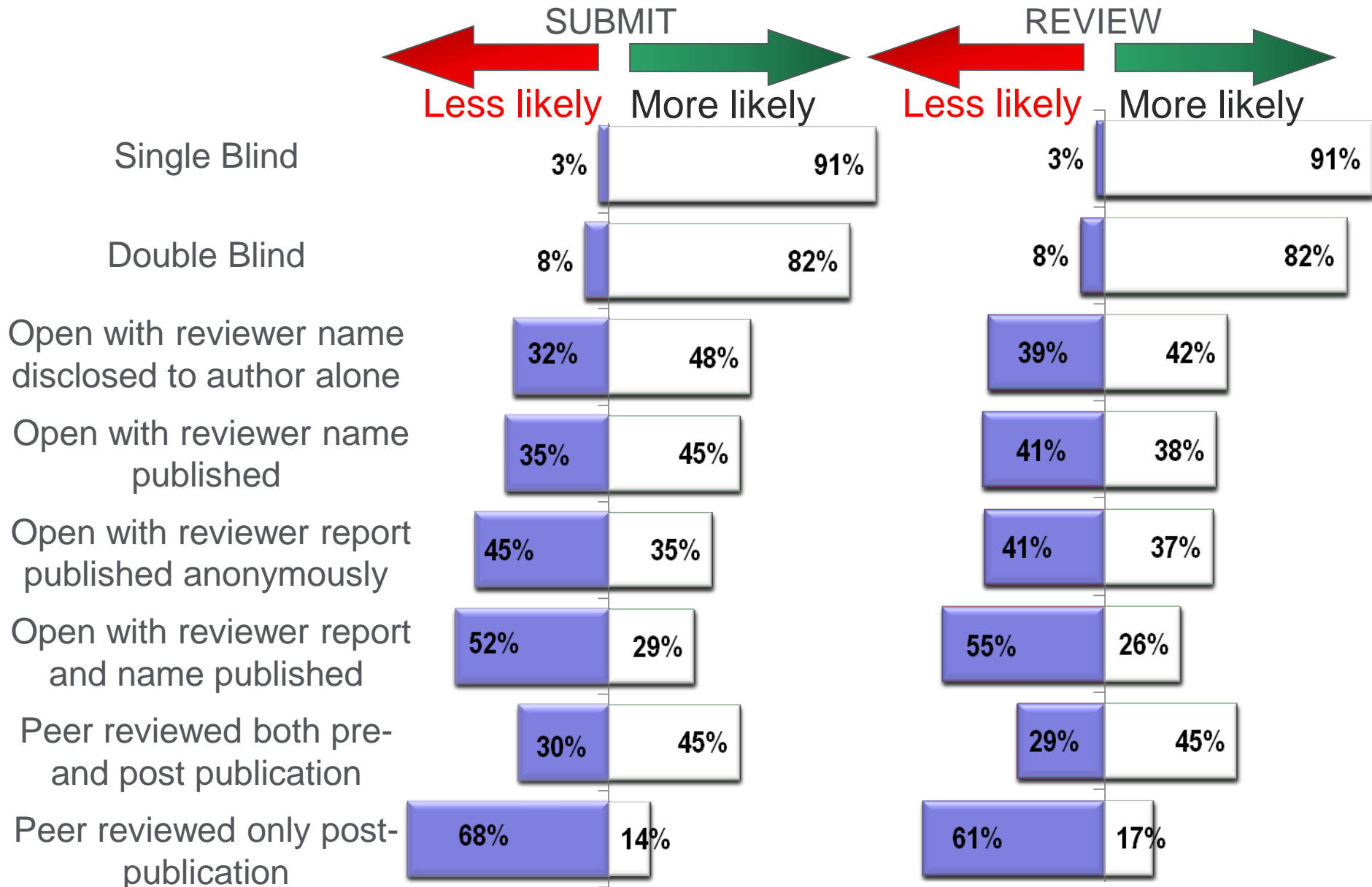
The first step is [finding the right journal](#) for your paper. Among the thousands of journals and books published by Elsevier are some of the world's most prominent and respected medical, scientific and technological publications. These include The Lancet, Cell, Tetrahedron Letters and a host of others. Find a [journal match](#) for your abstract by clicking on the blue 'Start matching' button above.

## How important is the Impact Factor (IF)?

- It indicates how many times the more recent papers in a journal are cited on average in a given year
- It is influenced by editorial policies of journals
- It varies by field and the turnover of research in that field
- It varies by the types of papers published

$$\text{IF year } x = \frac{\text{cites in year } x \text{ to source items published in years } x-1 \text{ and } x-2}{\text{number of source items published in years } x-1 \text{ and } x-2}$$

# What are the different kinds of review that exist?



# Do I need to bother with the Guide for Authors?

- Find it on the journal homepage of the publisher, e.g. **Elsevier.com**
- Keep to the Guide for Authors in your manuscript
- It will save your time


Home > Books & Journals > International Journal of Marine Energy

## International Journal of Marine Energy

Editor-in-Chief: [A.S. Bahaj](#)

[View full editorial board](#)

[Supports Open Access](#)



ISSN: 2214-1669



### Guide for Authors

#### Author instructions


- [Download the 'Author Information Pack' PDF](#)
- [View 'Guide for Authors' online](#)

#### Useful links

- [Read the '8 Reasons Why I Accepted Your Article' blog](#)
- [Download the 'Understanding the Publishing Process' PDF](#)


*International Journal of Marine Energy* will aim to publish original/ high quality papers covering fundamental and applied research and case studies relevant to renewable energy emanating from the marine/ ocean environment with particular focus on wave and tidal energy. The Journal focuses on wave and tidal topics including fundamental understanding, fluid mechanics, design, modelling and optimisation of devices and arrays/ farms, environmental assessment, design codes, regulations, policy, economics, monitoring, planning evaluation, legislation and legal aspects related to sustainable exploitation of the ocean wave and tidal resources. Papers on tidal lagoons as well as cross cutting topics such as structures, platforms and electrical connections of relevance to wave and tidal energy are also welcomed.

## Recap – before writing your paper:

- 
- Determine** if you are ready to publish your work
  - Decide** on the best type of manuscript
  - Choose** the target journal
  - Check** the Guide for Authors

Elsevier Publishing Campus | Publishing Connect

# Structuring and writing your paper





# What general structure should a research article have?

- Title
- Abstract
- Keywords



- Introduction
- Methods
- Results and Discussion



- Conclusion
- Acknowledgements
- References
- Supporting materials



## What tips do you have for: the title?

- Should attract reader's attention
- Should be concise
- Should be specific and informative
- Should identify the main issue
- Should use formal language
- Should NOT use technical jargon or rarely-used abbreviations

Editors and reviewers do not like titles that make no sense or fail to represent the subject matter adequately. Additionally, if the title is not accurate, the appropriate audience may not read your paper.



International Journal of Marine Energy

Available online 29 August 2015

In Press, Accepted Manuscript — Note to users



Evaluation of the Swirl Characteristics of a Tidal Stream  
Turbine Wake

## What tips do you have for: the keywords?

- Are the labels of the manuscript
- Are used by indexing and abstracting services

| Article title                                    | Keywords   |
|--|--|
| "Blade–wake interactions in cross-flow turbines" | Cross-flow turbine; Vertical axis turbine; Darrieus; H-rotor; Fluid structure interaction; Wake blade interaction; High order Discontinuous Galerkin; Sliding meshes |

- Should be specific
- Should use only established abbreviations (e.g. DNA)

Check the Guide for Authors for specifics on which keywords should be used.

## What tips do you have for: the abstract?

- Keep it as brief as possible
- Summarize the problem, methods, results, and conclusions
- Make sure it is clearly written and easy to understand
- Make sure it is accurate and specific while also being catchy

Take the time to write the abstract very carefully. Many authors write the abstract last so that it accurately reflects the content of the paper.

## What tips do you have for: the introduction?

- Provide a brief and concise context
- Explain the problem
- Mention existing solutions and limitations
- Identify what the work is trying to achieve
- Provide a perspective consistent with the nature of the journal

Write a unique introduction for every article. DO NOT reuse introductions.

## What tips do you have for: the methods?

- Describe how the problem was studied
- Include detailed information
- Do not describe previously published procedures
- Identify the equipment and materials used

## What tips do you have for: the results?

- Include only data of primary importance (use supplementary data for the rest)
- Use sub-headings to keep results of the same type together
- Be clear and easy to understand
- Highlight the main findings
- Feature unexpected findings
- Provide statistical analyses
- Provide visualisations

2. Collection of indirect experimental...  
3. Selection of rate parameters to be...  
4. Determination of the *a priori* uncer...  
5. Collection of relevant direct meas...  
6. Calculation of response surfaces  
7. Parameter optimization  
8. Investigation of the optimized mec...  
9. The *a posteriori* uncertainty of the ...  
10. Conclusions  
Acknowledgements  
Appendix A. Supplementary data

### Appendix A. Supplementary data



Supplementary data 1.


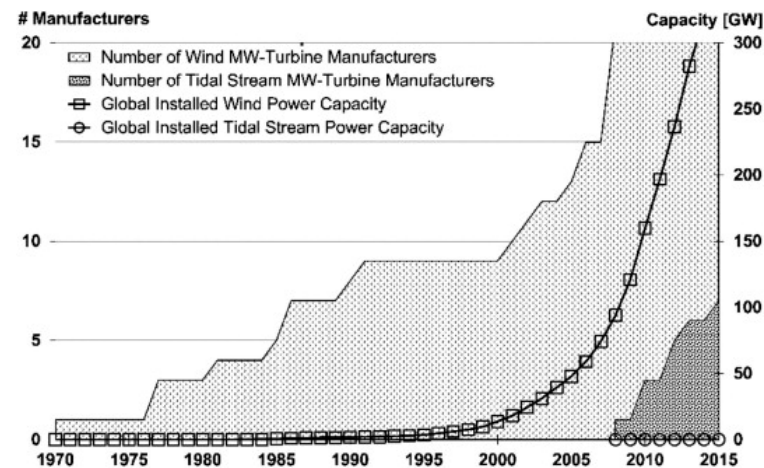
Supplementary material.

Help with PDF files

<http://www.elsevier.com/connect/a-5-step-guide-to-data-visualization>

## What tips do you have for: figures?

- The legend should enable the figure to stand alone.
- Use colour ONLY when necessary
- Graphs: un-crowded plots; restrict data sets (symbols to distinguish); well-selected scales; axis labels; label size.
- Photos: scale marker; do not manipulate the image to enhance the results.





## What tips do you have for: tables?

### Needs a table

During the encoding task, significant activation clusters were detected in the left middle frontal gyrus (MFG) extending into the inferior frontal gyrus (IFG) (BA 9/45/47; Talaraich coordinates:  $-40, 14, 28$ ), left MFG (BA 8;  $-40, 22, 50$ ), left superior frontal gyrus (BA 6;  $-24, -8, 64$ ), right IFG (BA 47;  $28, 28, -2$ ), left LTL (BA 22;  $-62, -22, 2$ ), right cerebellum ( $30, -70, -16$ ) together with right fusiform/lingual gyrus (BA 18;  $18, -88, -14$ ), left cerebellum/vermis ( $-6, -60, -16$ ) (Fig. 1, top row) as well as the left ( $-30, -12, -18$ ) and right hippocampus ( $34, -12, -16$ ) (Fig. 2, left panel). During the retrieval task, when performance was not considered, significant activation clusters were detected in the left IFG (BA 47;  $-28, 24, -4$ ), left MFG/IFG extending into the anterior cingulate cortex (BA 9/44/24;  $-36, 12, 28$ ), right IFG (BA 44;  $56, 16, 24$  and BA 47;  $36, 20, -10$ ), left supramarginal gyrus (BA 40;  $-34, -46, 42$ ), right putamen and caudate ( $16, 10, 2$ ), right cerebellum ( $36, -74, -18$ ) together with right fusiform/lingual gyrus (BA 18;  $28, -90, -6$ ) and vermis ( $-2, -62, -40$ ) (Fig. 1, middle row) as well as the right hippocampus ( $26, -4, 22$ ) (Fig. 2, right panel). During retrieval, brain activation related to accurate memory performance was observed in the left LTL (Fig. 1, bottom row), with peak activation in the middle temporal gyrus (BA 21 and 22;  $-50, -38, -4$ ) extending into the superior and inferior temporal gyri. No activation clusters were detected in the prefrontal cortex, hippocampus, or other MTL structures. No brain regions showed negative correlations with behavioral performance.

### Does not need a table

**Table 1. Effect of aeration on growth of *Streptomyces coelicolor***

| Temp (°C) | No. of expt | Aeration of growth medium | Growth <sup>a</sup> |
|-----------|-------------|---------------------------|---------------------|
| 24        | 5           | + <sup>b</sup>            | 78                  |
| 24        | 5           | –                         | 0                   |

<sup>a</sup> As determined by optical density (Klett units).

<sup>b</sup> Symbols: +, 500-ml Erlenmeyer flasks were aerated by having a graduate student blow into the bottles for 15 min out of each hour; –, identical test conditions, except that the aeration was provided by an elderly professor.

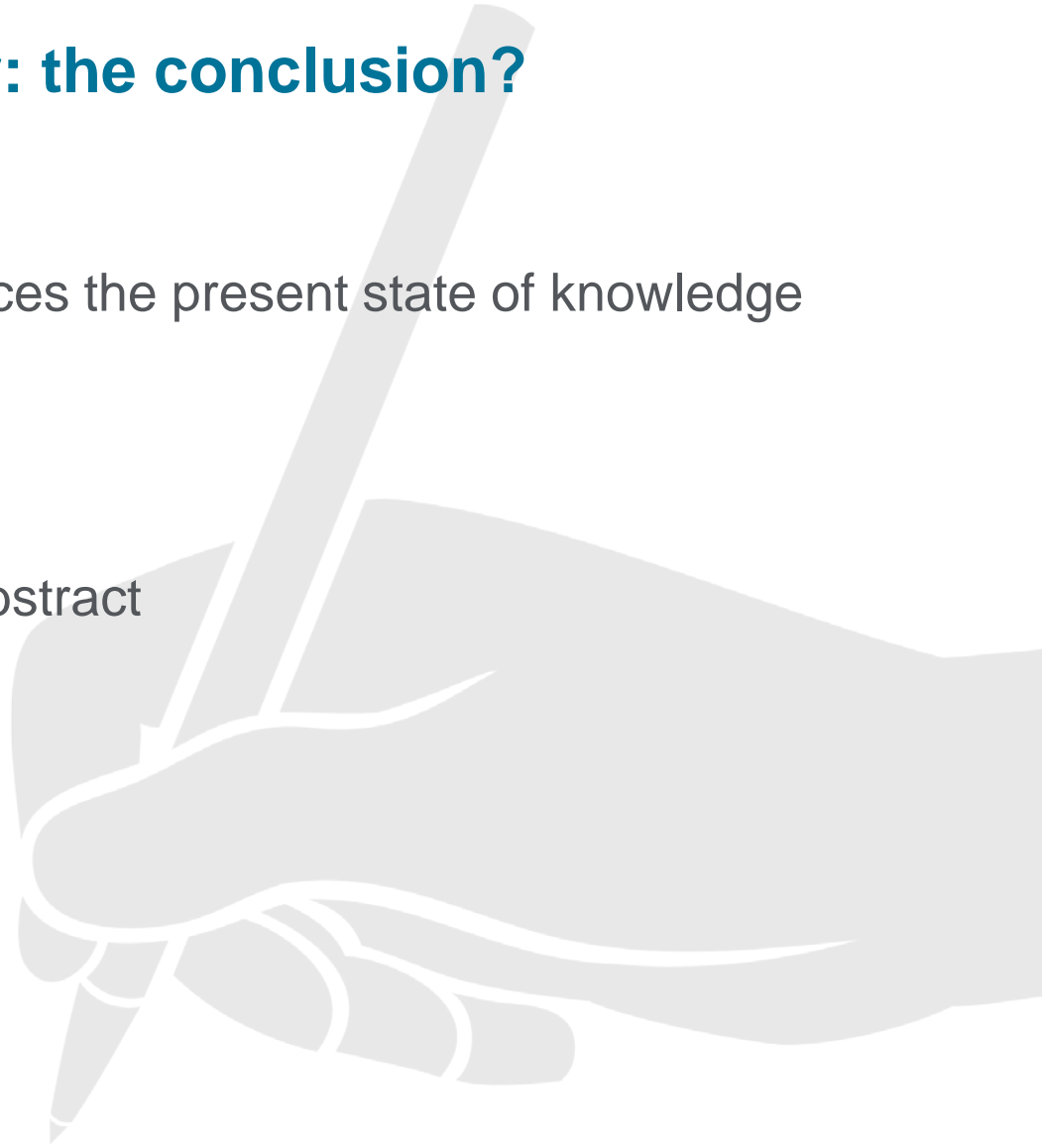
*Growth medium aeration was essential for the growth of S. coelicolor. At room temperature (24° C) in stationary cultures, bacterial growth was not measurable, whereas in aerated cultures, substantial growth was evident (78 Klett units).*

## What tips do you have for: the discussion?

- Interpretation of results
- Most important section
- Make the discussion correspond to the results and complement them
- Compare published results with your own

## What tips do you have for: the conclusion?

- Explain how your work advances the present state of knowledge
- Suggest future experiments
- Do not repeat results or the abstract



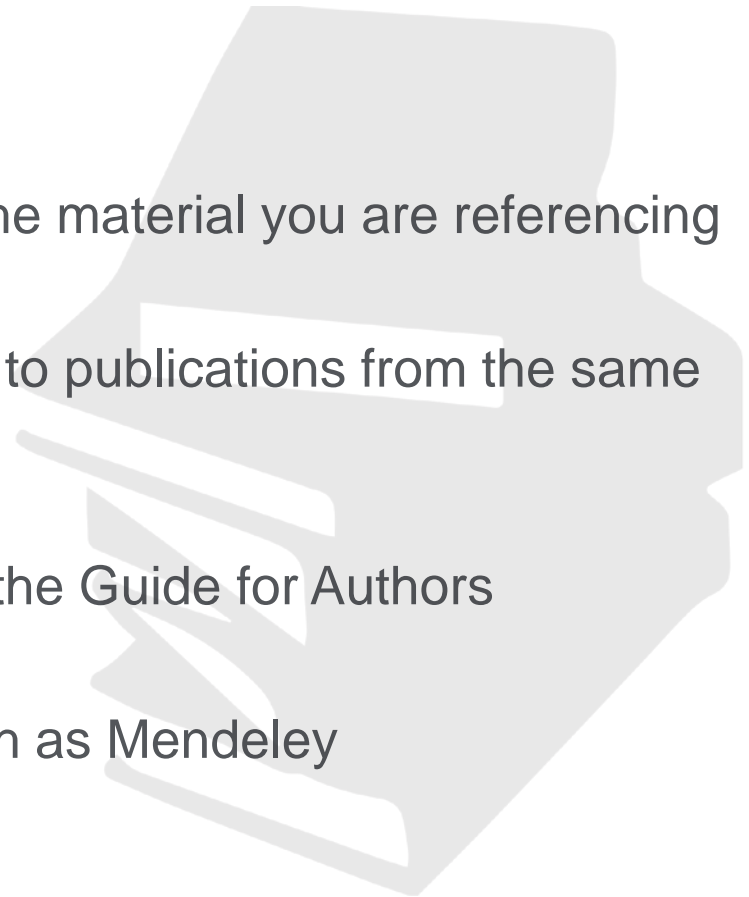
## Who should I acknowledge?

- Advisors
- Financial supporters and funders
- Proof readers and typists
- Suppliers who may have donated materials



## What tips do you have for: the references?

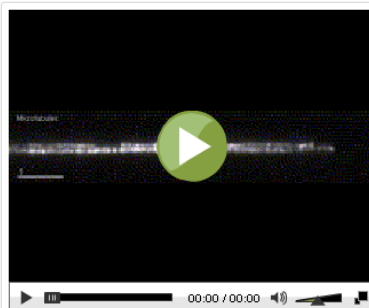
- Do not use too many references
- Always ensure you have fully absorbed the material you are referencing
- Avoid excessive self citations or citations to publications from the same region or institute
- Conform to any requirements outlined in the Guide for Authors
- Consider using a reference manager such as Mendeley



# Think about how you could enhance your article

*et al.*, 2010). The movie collection represents the status of our current understanding in *U. maydis*, and it is important to realise that the sub-cellular organisation most likely varies between fungal species. However, most of the basic organising principles and mechanisms are expected to be conserved.

Microtubules




Help with MOV files

Movie 1. Microtubule of septum, thereby providing tip to the proximal microtubules can be very short

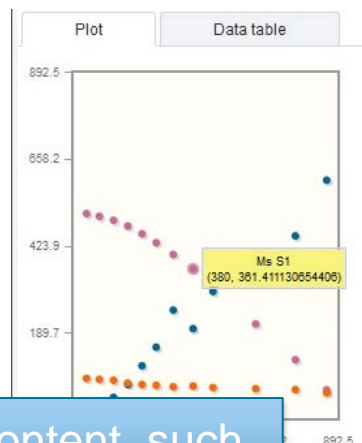
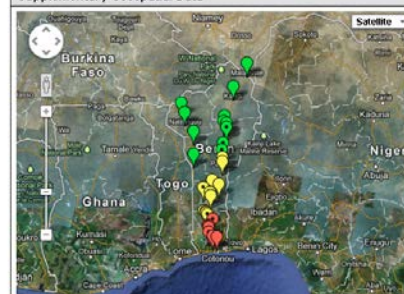
Options

Embed video

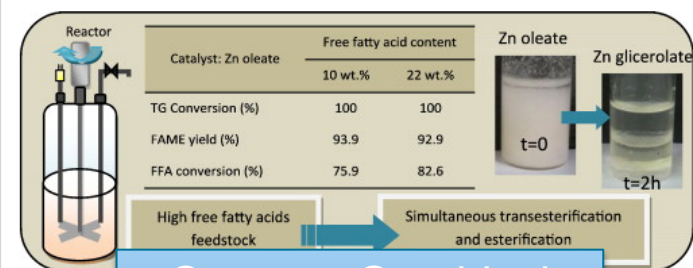


Factors that influence the distribution of these malaria vectors are discussed. This study underlines the need of further investigations of biological, ecological, and behavioral traits of these species and forms better appreciate their vectorial capacities. Acquisition of entomological field data appears essential better estimate the stratification of malaria risk and help improve malaria vector control interventions.

## Supplementary Geospatial Data



Use integrated digital content, such as Interactive Maps and iPlots



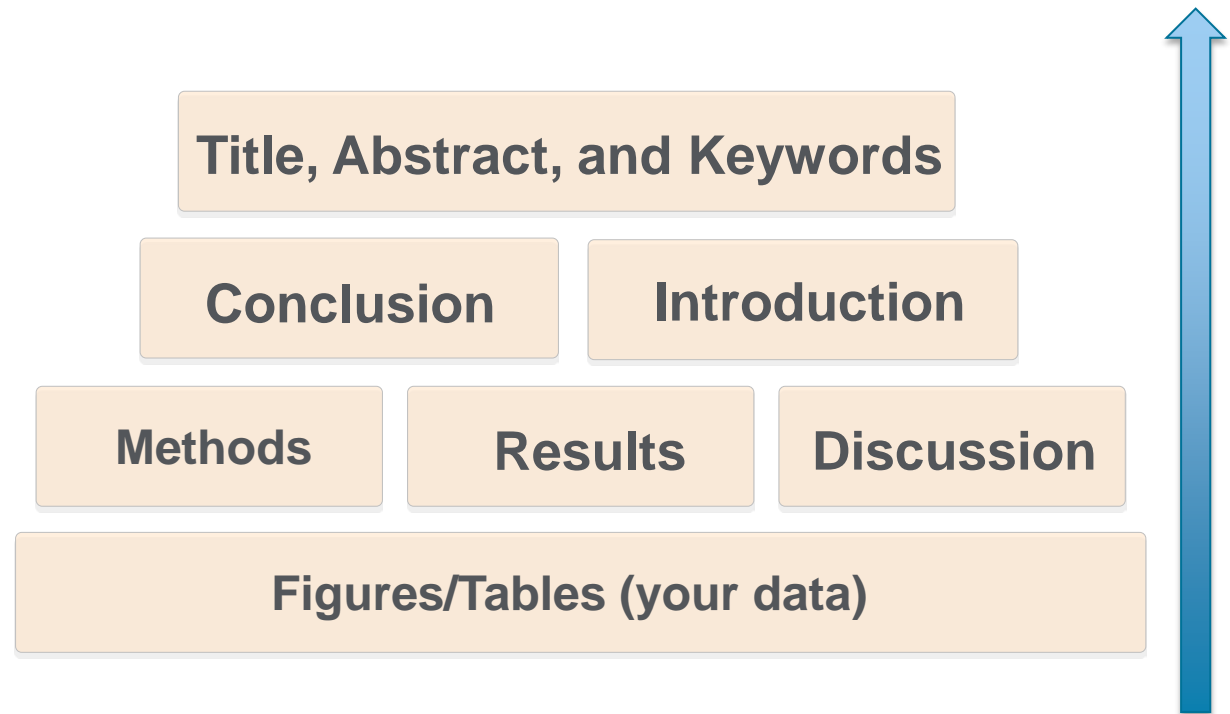
Create a Graphical Abstract

Include Highlights


## Highlights

- We conducted an experiment with a typical bituminous coal sample to understand the mechanism of growth and shedding of ash deposition.
- Based on video camera observations and measurements of the tube surface temperature, a residual layer remained on the tube after shedding of the ash deposition.
- The distribution of particle packing fraction (PPF), particle size, and chemical composition of the deposit were analyzed by SEM and CCSEM to elucidate the growth mechanism of ash deposition.
- A low-strength powder layer with low PPF and deficiencies of iron and alkaline compositions was formed within the initial ash layer.
- Based on the SEM image of the residual layer remaining after shedding, failure of the ash deposit occurred in the low-strength powder layer.

# Building your paper brick by brick




## Recap – when writing your paper:

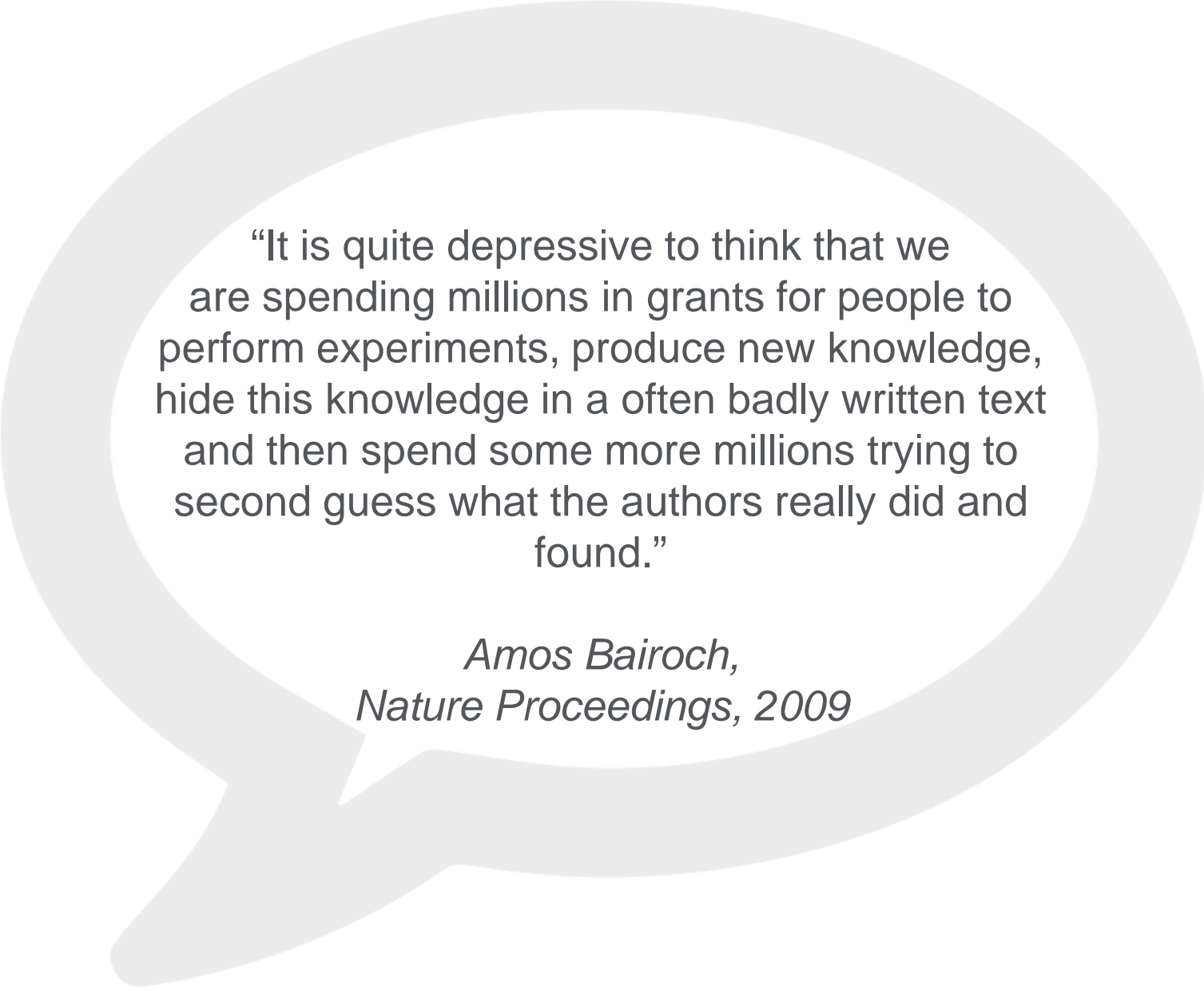
- 
- Start with your **data**
  - Move onto the main part of your article – **methods, results and discussion**
  - Show how your work advances the field via the **conclusion**  
Set your work in a broader context via the **introduction**
  - Pay special attention to the **title, abstract and keywords**
  - Credit those who have helped you via **acknowledgements** and the resources you have consulted via **references**
  - Enhance your article** via available content innovation features



Elsevier Publishing Campus | Publishing Connect

English language






“It is quite depressive to think that we are spending millions in grants for people to perform experiments, produce new knowledge, hide this knowledge in a often badly written text and then spend some more millions trying to second guess what the authors really did and found.”

*Amos Bairoch,  
Nature Proceedings, 2009*

## Why is language important?

- Without clear and accurate language the meaning of the paper may be misunderstood
- Poor language quality can delay publication or lead to rejection

## Do publishers correct language?



No, it is  
the author's  
responsibility...



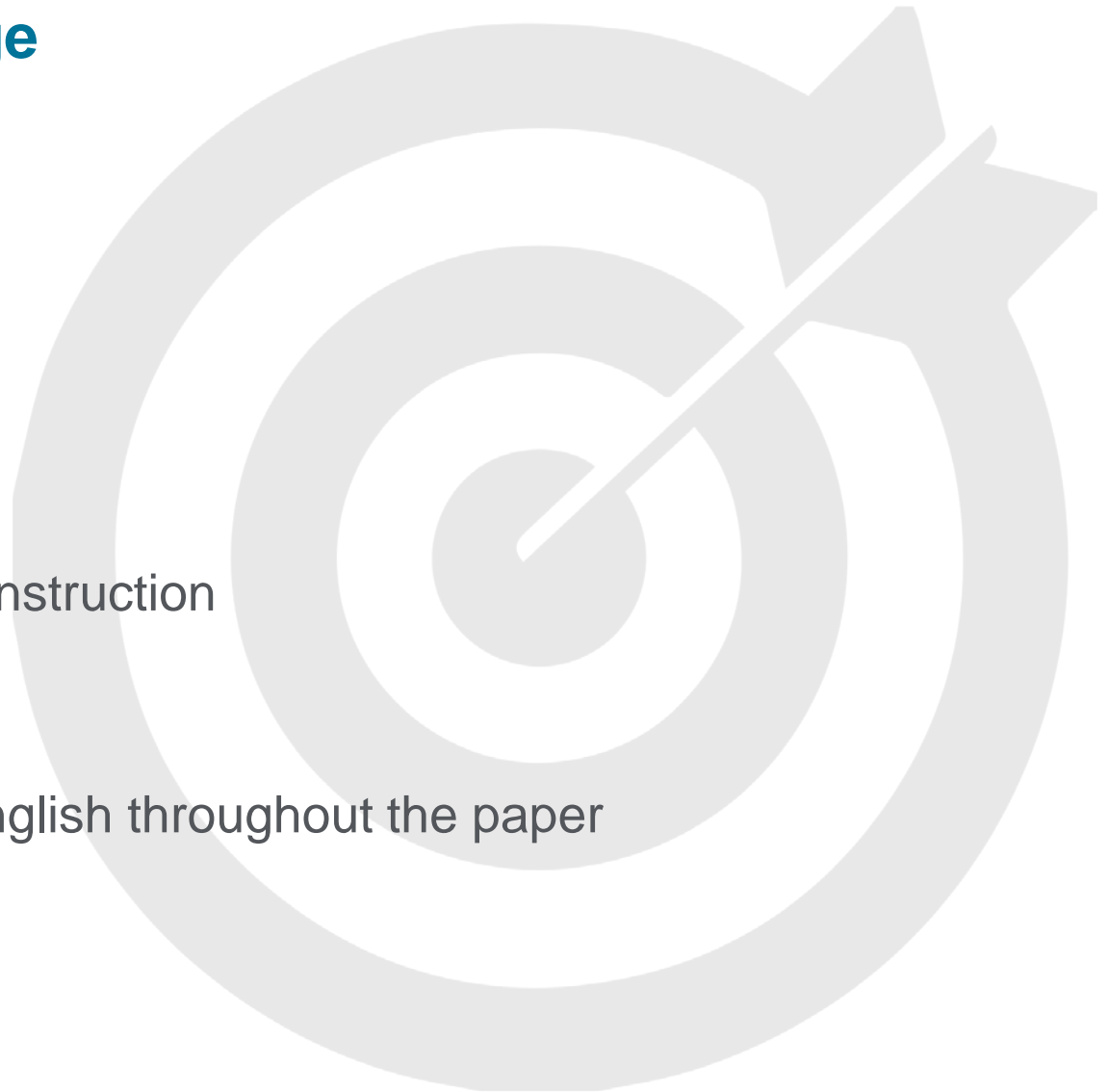
*...but **resources**  
are available*

## Manuscript language

- Clear
- Objective
- Accurate
- Concise

## Common errors

- Incorrect sentence construction
- Incorrect tenses
- Incorrect grammar
- Inconsistent use of English throughout the paper
- Sentences too long




## Recap – manuscript language:


- Good language is vital to ensure readers **understand** your message
- Good language is key to getting your paper **accepted** for publication by busy editors and reviewers
- **Publishers do not edit** your language for you but they do provide resources and services to help
- The **author is responsible** for how their research is conveyed
- Write **clearly and concisely**

Elsevier Publishing Campus | Publishing Connect

# Submitting your paper



## Revise before submission



# Covering Letter

Professor H. D. Schmidt  
School of Science and Engineering  
Northeast State University  
College Park, MI 10000  
USA

January 1, 2008

Dear Professor Schmidt,

Enclosed with this letter you will find an electronic submission of a manuscript entitled "Mechano-sorptive creep under compressive loading – a micromechanical model" by John Smith and myself. This is an original paper which has neither previously nor simultaneously in whole or in part been submitted anywhere else. Both authors have read and approved the final version submitted.

Mechano-sorptive is sometimes denoted as accelerated creep. It has been experimentally observed that the creep of paper accelerates if it is subjected to a cyclic moisture content. This is of large practical importance for the paper industry. The present manuscript describes a micromechanical model on the fibre network level that is able to capture the experimentally observed behaviour. In particular, the difference between mechano-sorptive creep in tension and compression is analysed. John Smith is a PhD-student who within a year will present his doctoral thesis. The present paper will be a part of that thesis.

Three potential independent reviewers who have excellent expertise in this field are: this paper are:

Dr. Fernandez, Tennessee Tech, [email1@university.com](mailto:email1@university.com)  
Dr. Chen, University of Maine, [email2@university.com](mailto:email2@university.com)  
Dr. Singh, Colorado School of Mines, [email3@university.com](mailto:email3@university.com)

I would very much appreciate if you would consider the manuscript for publication in the *International Journal of Science*.

Sincerely yours,

A. Professor


Final approval from  
all the authors

Explanation of the  
importance of the  
research

Suggested reviewers




## Recap – submitting your paper:


- 
- Check
  - Check
  - Check (again)
  - Include a **covering letter**

Elsevier Publishing Campus | Publishing Connect

# Review

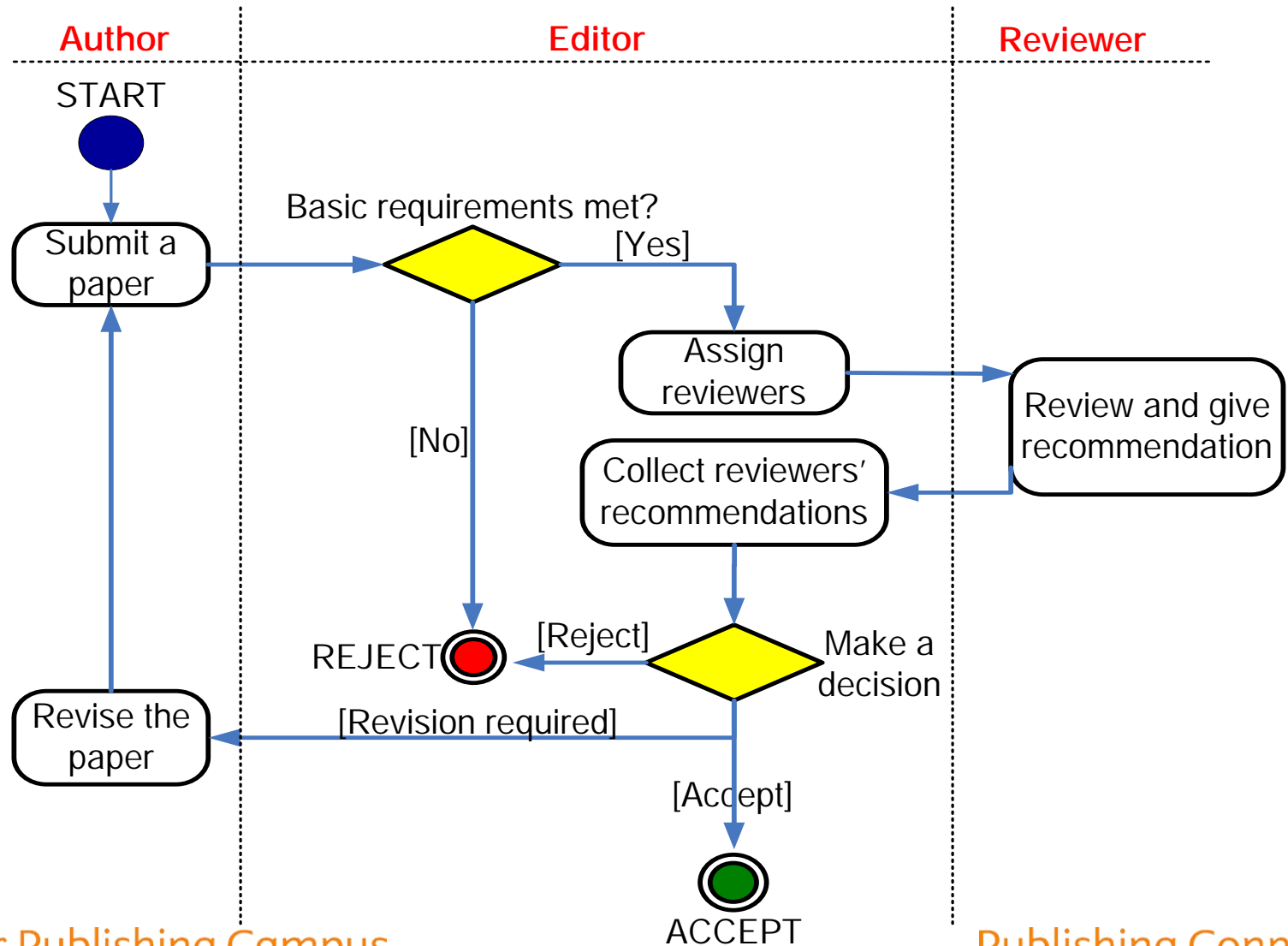


## Not how it works



Most scientists regarded the new streamlined peer-review process as 'quite an improvement.'

# What actually happens



## What are reviewers looking for?

- Importance of the hypothesis
- Originality
- Clear progression through the paper
- Well presented



# Addressing reviewer and editor feedback

## ADDRESSING REVIEWER COMMENTS

BAD REVIEWS ON YOUR PAPER? FOLLOW THESE GUIDELINES AND YOU MAY YET GET IT PAST THE EDITOR:

### Reviewer comment:

"The method/device/paradigm the authors propose is clearly wrong."

### How NOT to respond:

✗ "Yes, we know. We thought we could still get a paper out of it. Sorry."

### Correct response:

✓ "The reviewer raises an interesting concern. However, as the focus of this work is exploratory and not performance-based, validation was not found to be of critical importance to the contribution of the paper."

### Reviewer comment:

"The authors fail to reference the work of Smith et al., who solved the same problem 20 years ago."

### How NOT to respond:

✗ "Huh. We didn't think anybody had read that. Actually, their solution is better than ours."

### Correct response:

✓ "The reviewer raises an interesting concern. However, our work is based on completely different first principles (we use different variable names), and has a much more attractive graphical user interface."

### Reviewer comment:

"This paper is poorly written and scientifically unsound. I do not recommend it for publication."

### How NOT to respond:


✗ "You #&@\*% reviewer! I know who you are! I'm gonna get you when it's my turn to review!"

### Correct response:

✓ "The reviewer raises an interesting concern. However, we feel the reviewer did not fully comprehend the scope of the work, and misjudged the results based on incorrect assumptions."


www.phdcomics.com

## Recap – the review process:

- 
- The review process is managed by the handling editor
  - Editors can and do desk reject papers
  - Papers that pass the basic journal requirements are sent out for review where expert peers provide assessments
  - Papers may be accepted, rejected or sent back to the author for revision
  - Reviewers and editors are looking for novel research of high technical quality
  - The revision process should be seen as constructive

Elsevier Publishing Campus | Publishing Connect

# Publishing ethics





## What is unethical behaviour?

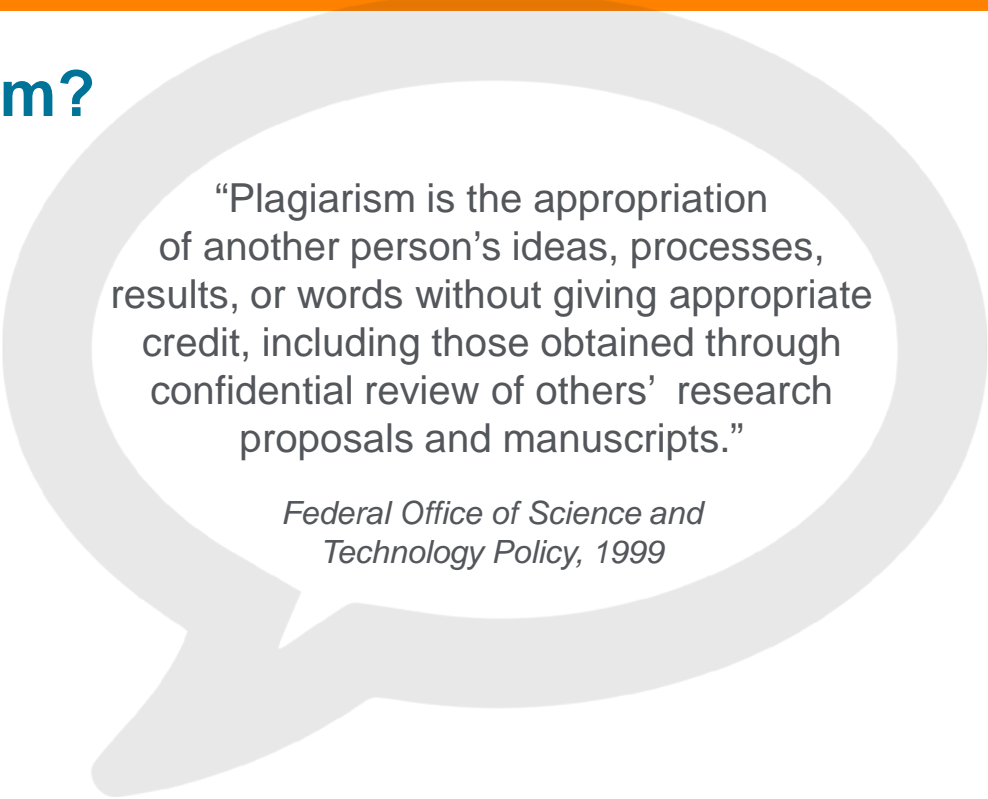
- **Fabrication of data or cases**
- **Wilful falsification of data**
- **Plagiarism**
- No ethics approval
- Not admitting missing data
- Ignoring outliers
- No data on side effects
- Gift authorship
- Redundant publication
- Inadequate literature search



**Serious  
ethical  
violations**

**Questionable  
research  
practices**

# What is plagiarism?



“Plagiarism is the appropriation of another person’s ideas, processes, results, or words without giving appropriate credit, including those obtained through confidential review of others’ research proposals and manuscripts.”

*Federal Office of Science and  
Technology Policy, 1999*

Copying any of these would be plagiarism:

- Words (language)
- Ideas
- Findings
- Writings
- Graphic representations
- Computer programs
- Diagrams Graphs
- Illustrations
- Information
- Lectures
- Printed material
- Electronic material

## Did you know? Plagiarism also includes:

- **Paraphrasing** - restating someone else's ideas while not copying their actual words verbatim.
- Copying one's own work (called “**text re-cycling**” or “**self-plagiarism**”) is a grey area.

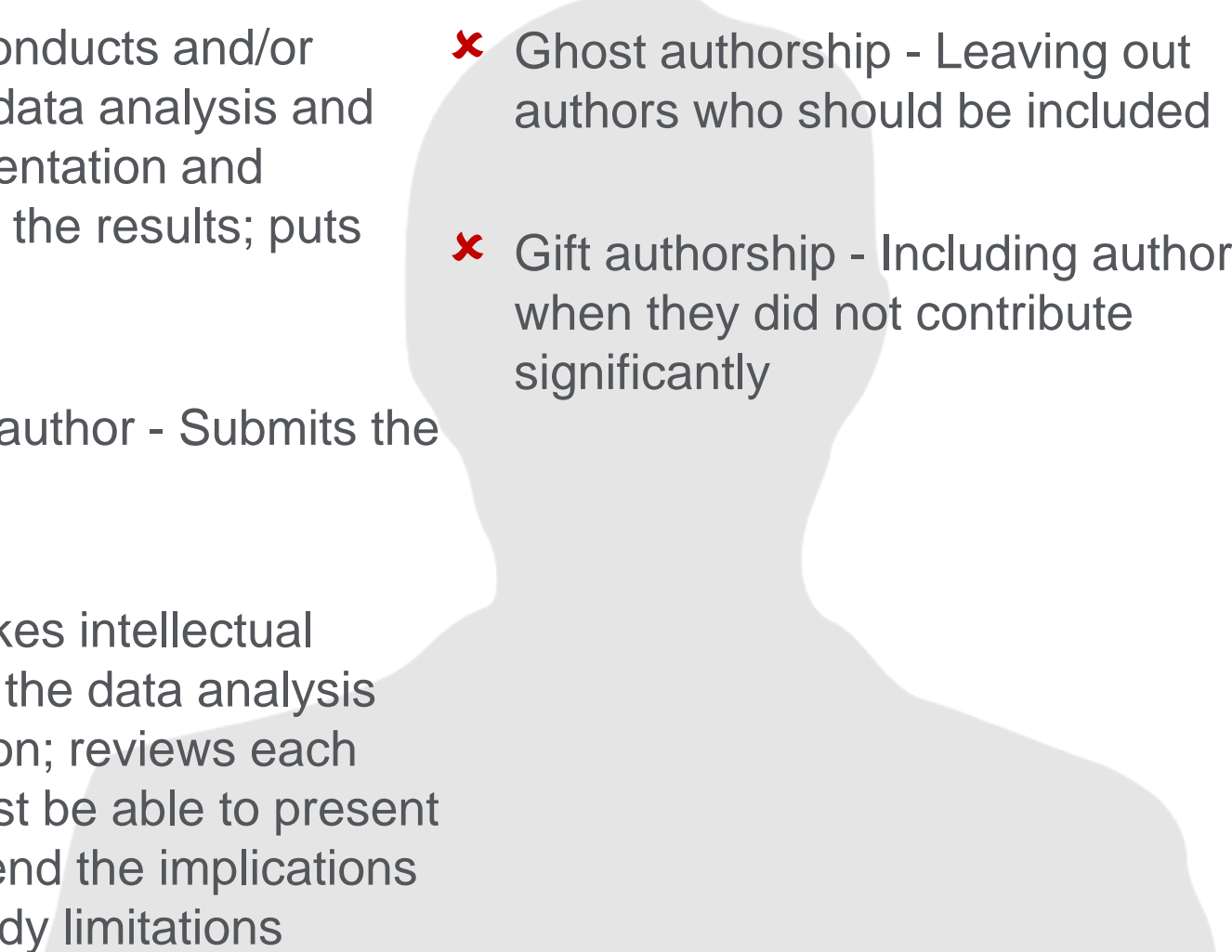
## What is duplicate submission / publication?

- Submitting to / publishing one's paper in multiple journals
- Such papers are easily detected
- Don't send your paper to a second journal unless it is rejected or you withdraw it

# How do publishers detect plagiarism and duplicate publication?



## Who should be listed as an author?


- 
- ✓ First author - Conducts and/or supervises the data analysis and the proper presentation and interpretation of the results; puts paper together
  - ✓ Corresponding author - Submits the paper to journal
  - ✓ Co-author - Makes intellectual contributions to the data analysis and interpretation; reviews each paper draft; must be able to present the results, defend the implications and discuss study limitations
  - ✗ Ghost authorship - Leaving out authors who should be included
  - ✗ Gift authorship - Including authors when they did not contribute significantly

## What is a conflict of interest?

- Direct financial  
e.g. employment, stock ownership, grants, patents
- Indirect financial  
e.g. honoraria, consultancies, mutual fund ownership, expert testimony
- Career & intellectual  
e.g. promotion, rivalry
- Institutional
- Personal belief




## Recap – publishing ethics:

- 
- Never be tempted
  - Only submit to one article at a time
  - Acknowledge all authors that should be credited and none that shouldn't
  - Disclose any conflicts of interest
  - The potential consequences are severe



Elsevier Publishing Campus | Publishing Connect

# Promoting your work



# How can I make sure my research gets the attention it deserves?



1. Preparing your article



2. Promoting your published article



3. Monitoring your article

## Thank you

Elsevier Publishing Campus  
[www.publishingcampus.com](http://www.publishingcampus.com)

Information about publishing in  
journals  
[www.elsevier.com/authors](http://www.elsevier.com/authors)

Contact Katie Eve  
[k.eve@elsevier.com](mailto:k.eve@elsevier.com)

Elsevier Publishing Campus  
Publishing Connect